

# H is for Home



  
**Tadpoles and  
Mud Puddles**



# H is for Home

Use your craft supplies to create a model of your home. Use cardboard tubes, cereal boxes, construction paper, stickers, markers, scissors, and glue.

You can create the inside, outside, or anything in between.

Create it like a playhouse and use it for your toys.




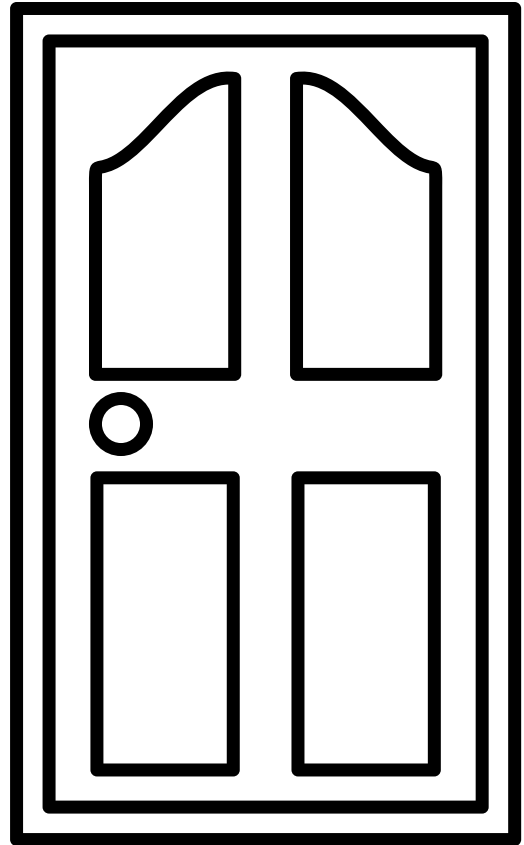

**H is for Home**




# H is for Home





# H is for Home



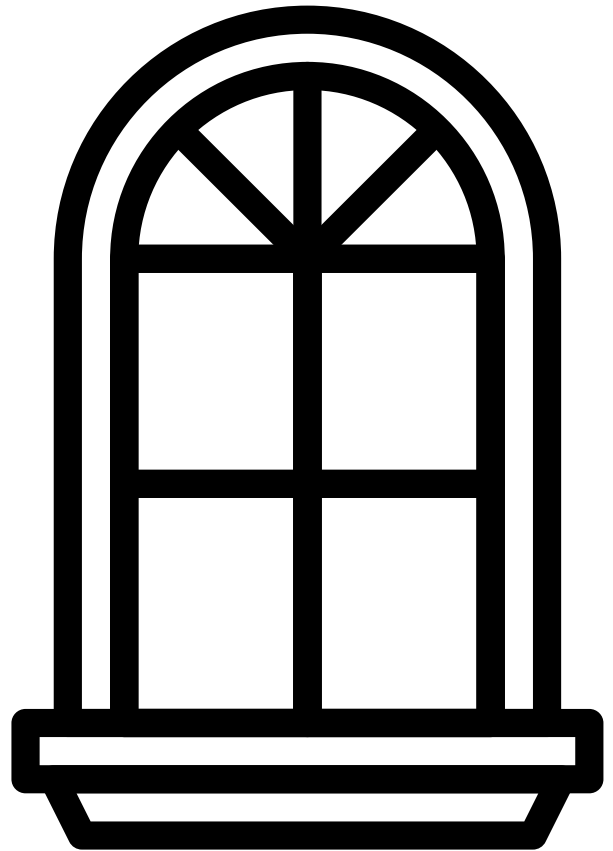


# H is for Home



# H is for Home




# H is for Home







**H is for Home**




**H is for Home**



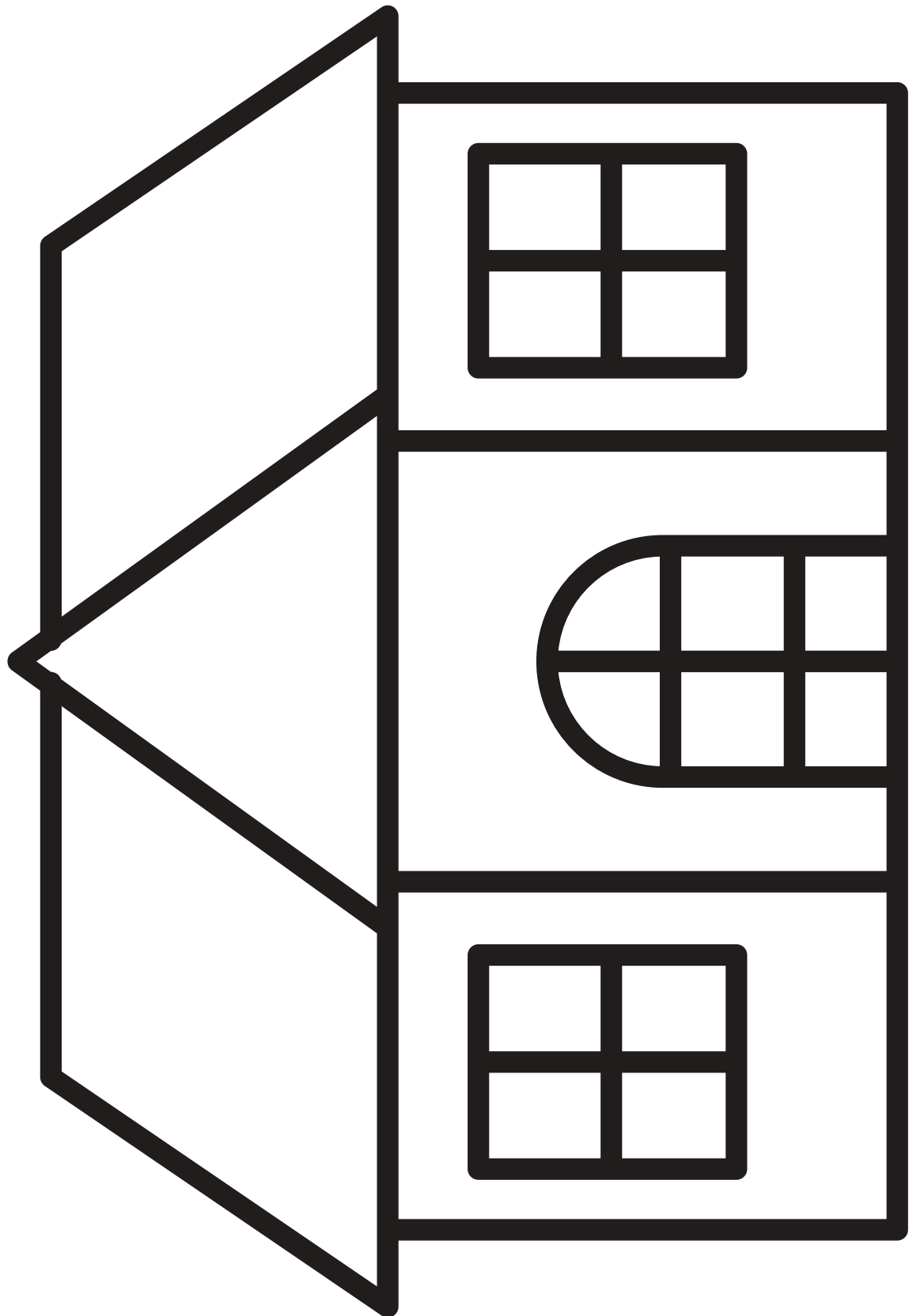
# H is for Home




# H is for Home



**H is for Home**





# Want help homeschooling?

<https://mailchi.mp/59698fb045de/a2rkr6sijp>

Coupon  
code:  
Tadpoles2

## Tadpoles and Mud Puddles



Do you have an active kid  
you homeschool? Join us  
with our active and hands-on  
learning at Tadpoles and  
Mud Puddles.



Hi, I'm Jen and this is  
Aiden. He's a second-  
generation  
homeschooler. Join us in  
our journey of education  
and active learning.

[TadpolesAndMudPuddles.com](https://TadpolesAndMudPuddles.com)

